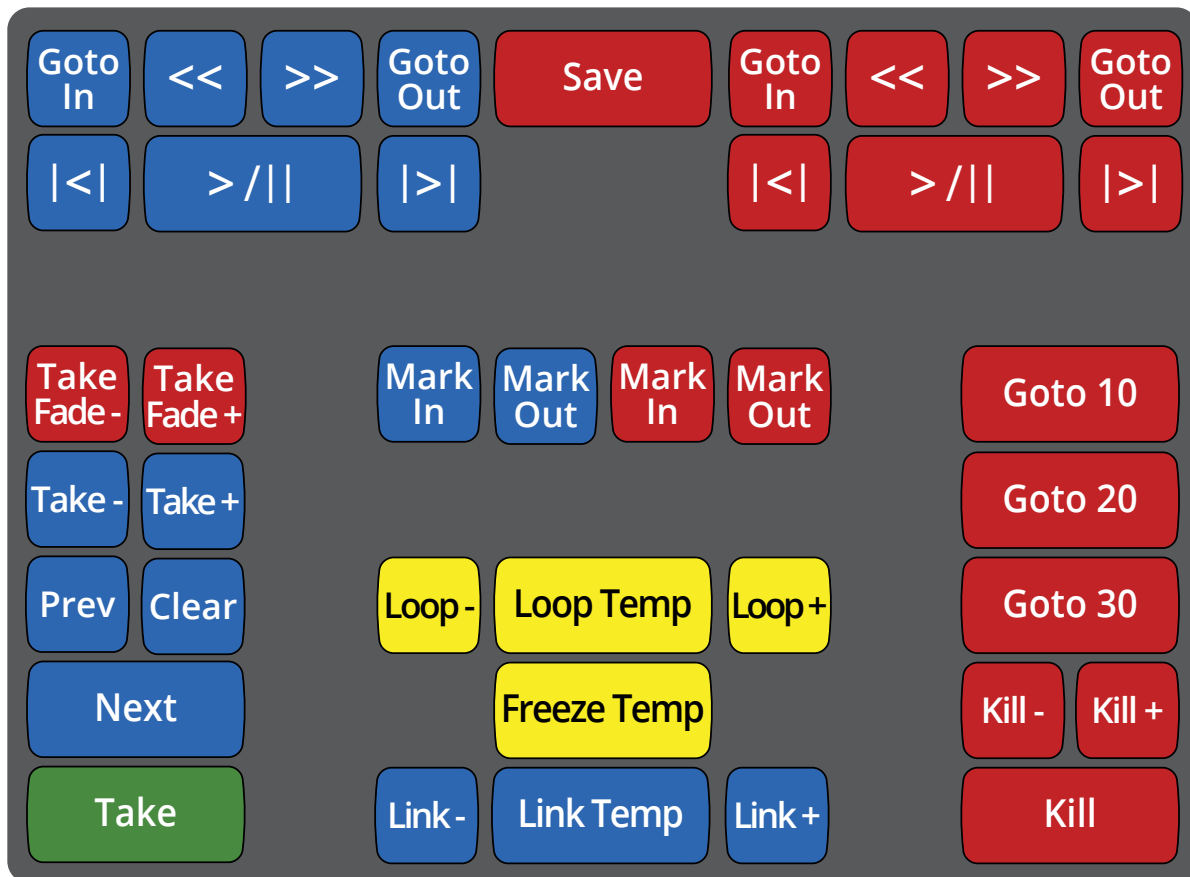




PlaybackPro Plus

40 Key Controller



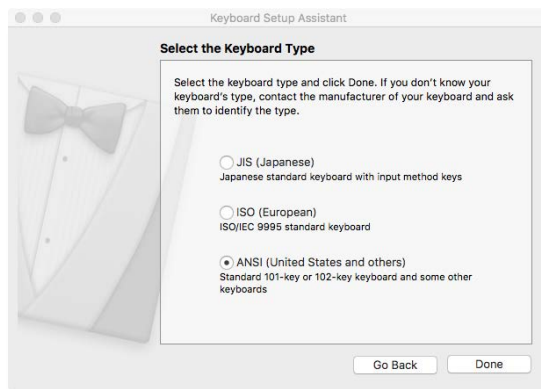
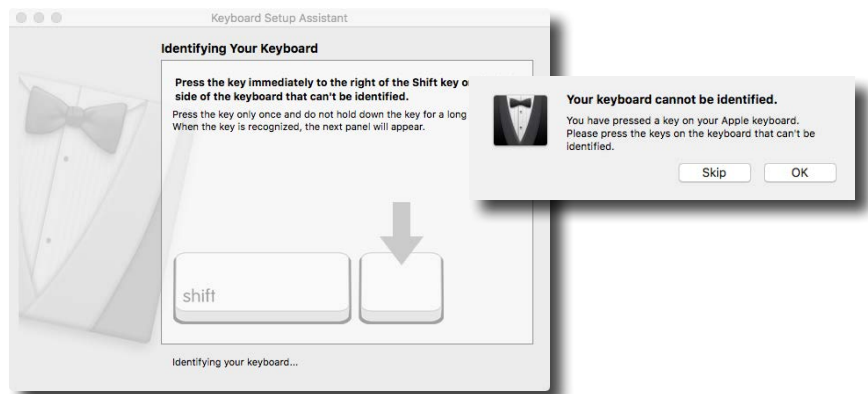
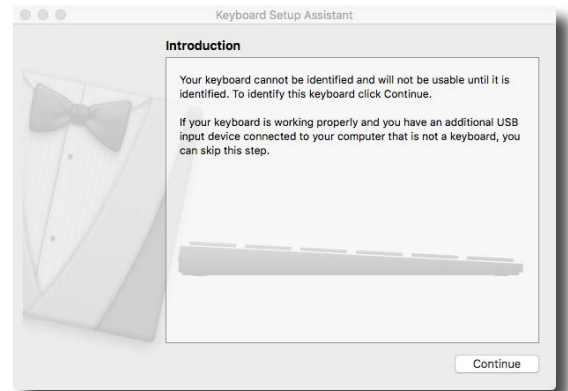
Installation:

DT Videolabs USB controllers are custom keyboards and will communicate with the Mac via keystrokes. When the controller is connected to a computer for the first time a dialog box may appear stating that the keyboard cannot be identified. Click "Continue" to go through the steps for keyboard connection.

If you plug in the controller and you are not presented a dialog box as shown, go to System Preference > Keyboard and select "Change Keyboard Type".

The next dialog will ask you to press a key which is not available on DT Videolabs controllers. Press the "esc" key on the Mac keyboard and then click on the "Skip" button to proceed to the final step.














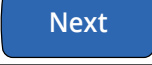






Select the "ANSI" (United States and others)". Selecting any other keyboard option will not allow the controller to function properly.

















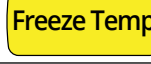





Troubleshooting:

- (1) If the green LED light on the controller does not illuminate when plugged into the computer then there may be a programming issue with the controller. Please contact technical@dtvideolabs.com. We may be able to remotely reprogram the controller via screen share.
- (2) If the controller keys are not responding as they should, the wrong type of keyboard may be assigned. Go to System Preferences and select Keyboard. In the lower left corner select "Change Keyboard Type" and follow the steps above.
- (3) DT Videolabs controllers have a 1 year warranty. If the controller is physically damaged the warranty does not apply.

PlaybackPro Plus 40 Key Controller

	Moves Preview clip's playback position to In Point
	Fast reverse Preview clip
	Fast forward Preview clip
	Moves Preview clip's playback position to Out Point
	Steps back Preview clip one frame
	Play/Pause Preview clip
	Advances Preview clip one frame
	Decreases Program clip's cross fade time on Take
	Increases Program clip's cross fade time on Take
	Decreases transition of Preview clip to Program
	Increases transition of Preview clip to Program
	Loads previous clip in playlist into Preview
	Clears Preview clip
	Loads next clip in playlist into Preview
	Takes Preview clip to Program
	Sets Preview clip's In Point
	Sets Preview clip's Out Point
	Sets Program clip's In Point
	Sets Program clip's Out Point
	Saves the Show File

	Moves Program clip's playback position to In Point
	Fast reverse Program clip
	Fast forward Program clip
	Moves Program clip's playback position to Out Point
	Steps back Program clip one frame
	Play/Pause Program clip
	Advances Program clip one frame
	Go to 10 seconds from the Program clip's Out Point
	Go to 20 seconds from the Program clip's Out Point
	Go to 30 seconds from the Program clip's Out Point
	Decreases Program Kill Fade time ★
	Increases Program Kill Fade time ★
	Ends playback of Program clip ★
	Decreases Loop Duration value
	Temporarily Loops or Un-loops Program clip
	Increases Loop Duration value
	Temporarily freezes Program clip at Out Point
	Decreases Preview to Program Cross Fade duration
	Temporarily Links or Unlinks Preview and Program clips
	Increases Preview to Program Cross Fade duration

★ PlaybackPro Plus has transitioned from using the word "Kill" to using "End All" to stop playback. The functionality is the same, only the terminology has changed. It is possible you have a controller that doesn't match the current version of PlaybackPro Plus.